



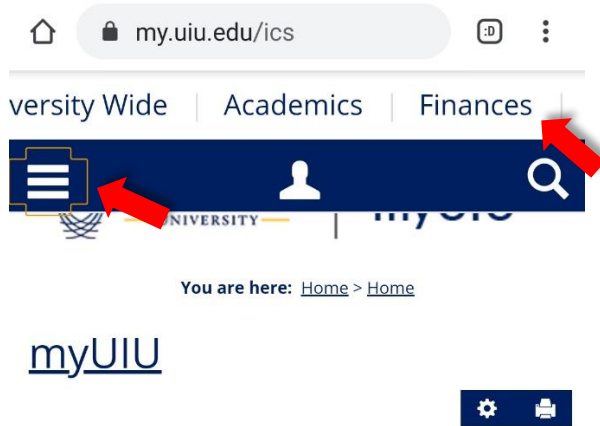


Paying thru myUIU Mobile Site

1. Log in to your myUIU portal.



2. After logging in, click on the menu (3 lines), then scroll over and click "Finances" at the top of the page.




3. Once on Finances Tab scroll down to “My Account Info” area and click on “Make a Payment”

10:47 [notification icon] [moon icon] [wifi icon] [signal icon] 92% [battery icon]
Vouchers expire the Sunday after the 1st week of classes

[My Account Info](#)

[My Account Balances](#)
[Course and Fee Statement](#)

Pay Using CASHNet

[Make a Payment](#) 

Service fee is 2.75% for Domestic Credit Card transactions and 4.25% when using an International credit card.
Credit Cards Accepted: VISA, MASTERCARD, DISCOVER, AMERICAN EXPRESS, or DINERS CLUB.
No Service Fee for E-Check Payment.

[International Tuition Payments](#)



4. Click on “Click here to make a payment”.


11:16 [video icon] [photo icon] [moon icon] [wifi icon] [signal icon] 79% [battery icon]

[Home](#) <https://commerce.cashnet.com> [ID icon] [menu icon]

Student Account Online [Menu](#)

Your Account

Current Balance	\$0.00
-----------------	--------

[Click here to make a payment](#) (Credit balances are not displayed) 

Your Recent Payments

Saved Accounts

5. Click on Balance or Prepay.

6. Enter the amount you would like to pay in the “Amount” field.
7. Select Add to Shopping Cart.
8. Select Checkout.
9. Select the payment option of your choice.
 - a. Credit cards have an additional 2.75% fee added to the total amount
 - b. Electronic checks have NO additional fee added to the total amount
10. Select Continue Checkout.
11. Enter your payment information and press Continue Checkout.

****Follow any remaining prompts to complete the transaction ****